



ORAL HISTORY MADE EASY

WEEK 6: CELEBRATING YOUR SUCCESS and negotiating the next steps of your oral history journey

15th July 2025 14.00 hrs GMT

**WITH DR ANGELA MAYE-BANBURY BA MSC PHD SFHEA
ORAL HISTORIAN & EMERITUS FELLOW IN ORAL HISTORY**


personal messages

Overview


- Let the celebrations and recognition begin! ✓
- A personal message from AMB. ✓
- Course evaluation. ✓
- Brief recap of the themes we covered: what is more memorable for you. ✓
- Your next steps: lifelong and experiential learning; sharing your oral history plans with each other. ✓
- OHME feedback, assignment feedback and one to ones. ✓



Congrats



**ORAL
HISTORY
MADE
EASY**



I AM AN ORAL HISTORIAN!

6 STEPS TO SUCCESS



to become an oral historian



STEP
01

DECIDE

what sort of oral historian you want to be.



STEP
02

RESEARCH

definitions of oral history & their application



STEP
03

APPLY

an ethical approach in your practice always.



STEP
04

GET READY

for your first oral history interview.



STEP
05

ORGANISE

& curate your oral history collection.



STEP
06

NEGOTIATE

the next steps of your oral history journey.



Knowledge

Skills

Attributes

I am an Oral Historian



A personal
message
from AMB

YOU
Extraordinary
ARE



Your evaluation of Oral History Made Easy

Please now complete the [OHME student evaluation](#)



To ensure continuous improvement

Reflection & professional development.

**OUT OF ALL THE THEMES WE COVERED,
WHAT FOR YOU IS THE MOST MEMORABLE?**



6 STEPS TO SUCCESS



to become an oral historian



STEP
01

DECIDE

what sort of oral historian you want to be.



STEP
02

RESEARCH

definitions of oral history & their application



STEP
03

APPLY

an ethical approach in your practice always.



STEP
04

GET READY

for your first oral history interview.



STEP
05

ORGANISE

& curate your oral history collection.



STEP
06

NEGOTIATE

the next steps of your oral history journey.

Proprietary DRAGON FRAMEWORK



Completion of training needs analysis

1:1 Mentorship with AMB 30 mins x 2

Motivation hub meetings x 2

End point assessment (1,000 words)

Celebration event & award of certificate of participation

WEEK 1	DECIDING: Introductions and welcome; your hopes and fears; the power of stories, why we need to preserve oral histories; the power of the voice; oral history as a research method; our positionality and ‘habitus’; hopes and fears; experiential learning and reflective practice.
WEEK 2	RESEARCHING: Reflections on Linda Shopes’ paper: the Student Motivation Hubs; emergence of oral history and definitions; emergence of modern day oral history practice; memory as a process: the ‘unreliable’ witness; evoking our memories; the subjectivity of oral history.
WEEK 3	APPLYING: Ethics: beneficence and malfeasance; informed consent; assignment of copyright; the participant information sheet; gatekeeper protocol; interviewee summary sheet; consent to use images or other materials; risk assessment; interview dynamics; incentives or bribes; vulnerable participants; your health and wellbeing.
WEEK 4	GETTING READY: Golden rules for the oral history interview; preparing; on arrival; question types; the art of listening; after the interview; guidance on transcription; the assignment
WEEK 5	ORGANISING Transcription including verification, timecoding and cataloguing; reviewing for sensitivities: third party references, defamation and risk; sound editing software: Audacity; managing your archive and/or placing your recordings in a public archive
WEEK 6	NEXT STEPS Celebration of your achievements – and the next steps on your own oral history journey.

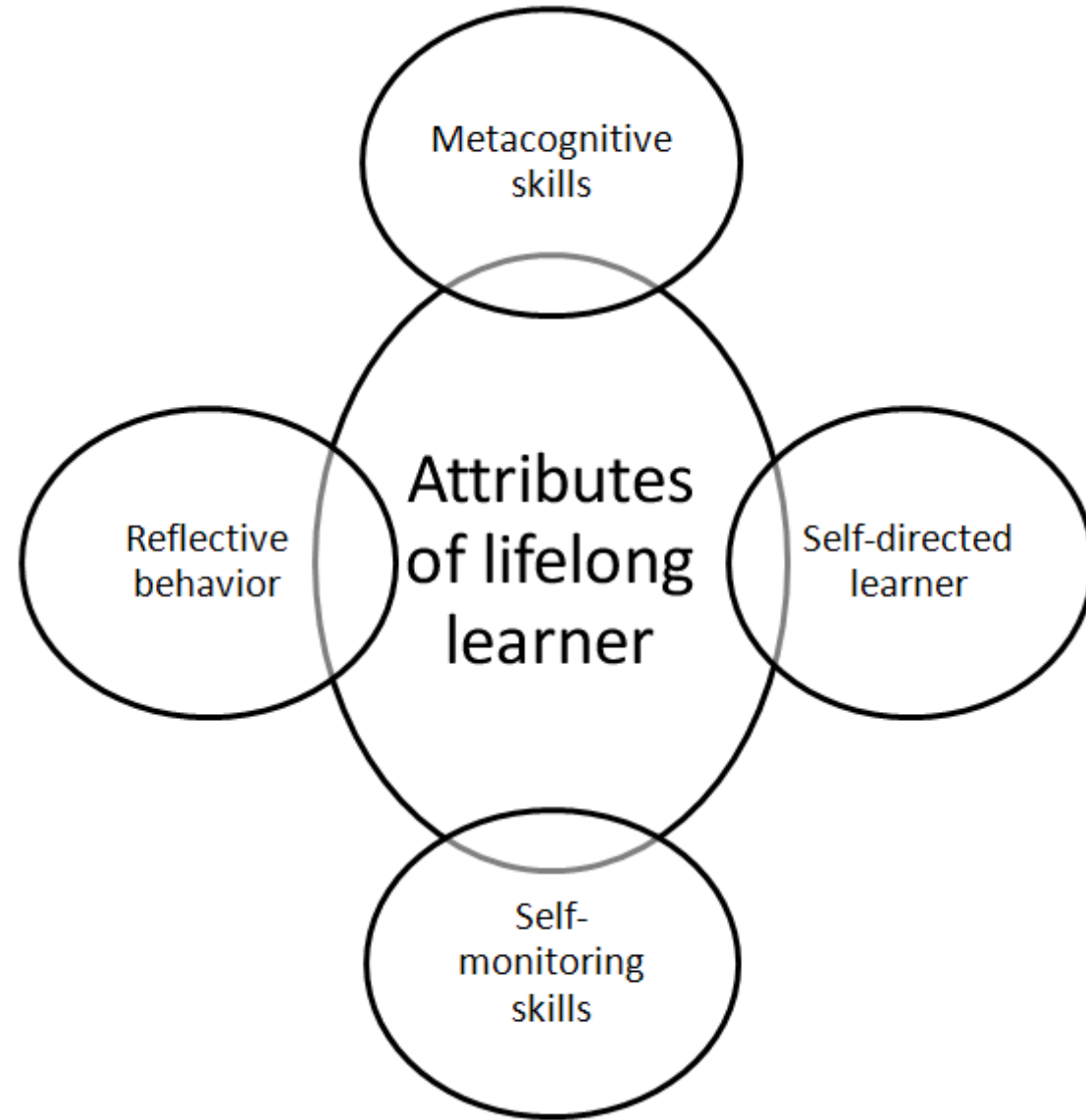


"I'M STILL
LEARNING"

-MICHELANGELO AT AGE 87

Lifelong learning

- Have professional development discussions with people who can support you: mentors (internal and external); line managers and others.
- Keep your own strategic development goals uppermost and work systematically towards achieving them.
- Celebrate successes: big and small wins.



Might critical reflection be your super power?



Challenge yourself with self - reflection



THE E-PORTFOLIO



Submission date of draft portfolio



**Draft to be
emailed to
Angela. Monday
21st July 2025 5
p.m.**



**Final portfolio to
be submitted to
Angela
Thurs 24 July 2025
5:00 PM**

Purpose of e-portfolio



You record on your time on Achill Island so you may reflect on the activities you have undertaken and the extent to which they have impacted on your personal, academic and professional development.



An important development tool so to upload on LinkedIn, share it with your professors, head of experiential learning and others at John Carroll, family and friends.

Presentation

Use the first person i.e. use 'I' and should not exceed 1,500 words.

Include appendices such as your Being Me poster or selected extracts from a journal.

In addition to text, you can include any media which shows your experiences during the internship: photos, videos or sound files.

A reference list of any sources used would also be welcomed.

Wide format options: web based, Canva, Google slides and/or docs, other. Needs to be accessible.

Components


(i) A summary of your hopes and fears about the Achill internship. Please include a minimum of three hopes and three fears.

(ii) Excerpts from your daily journal.


(iii) A personal reflection of your time in Achill.

Personal reflection (1)

What you enjoyed most about the experience and what could have been improved.



The opportunities and challenges you encountered in Achill (including travelling to Ireland) and how you navigated these situations.



The experiences which impacted on you the most in Achill.




Your experience as you trained to become an oral historian and your thoughts about having completed your first oral history interview.

Personal reflection (2)

A summary of how the knowledge, skills and attributes you acquired during your time on Achill Island built on your existing knowledge and how you hope these may help you in the future.



A brief personal and professional development action plan which shows the next steps in your own development journey.



A list of references (academic citations) using the method of referencing most familiar to you i.e MLA, APA, Harvard or other. Use appendices liberally.

THE STUDENT SHOWCASE





Purpose of showcase

To commemorate the successful completion of the 8 week long Achill & John Carroll internship programme.

To unite with others in celebrating the knowledge, skills and attributes (KSAs) you have developed on Oral History Made Easy

To show how these KSAs are transferable to other areas of your ongoing professional, personal and academic development

To provide a space for critical reflection on your experiences, achievements and accomplishments.

To enable you to design and develop an ongoing plan of professional, personal and academic development for the months and years ahead.

Structure

Check format with Angela (must be shareable)

What motivated you to do the Achill Oral History Internship.

Your preconceived ideas about Achill and on what these were based.

Your existing knowledge about oral history.

Your first impressions of Achill.

Structure

Your hopes and fears about doing the 8 week internship.

What you hoped to have achieved at the end of the internship (revisit your prearrival questionnaire – Angela can email this to you).

A summary of your personal development journey including:

(i)The knowledge you have acquired.

(ii)The skills you have developed.

(iii)The attributes you have obtained.

(iv)Now that you are an oral historian, how you will use this ability.

Summary of outputs

Completion of Oral History Made Easy and award of Certificate of Achievement; completion of oral history interview.

Production of your e-portfolio including professional development plan.

Creation of library catalogue of local literary resources pertaining to Achill



Accessing course materials and staying in touch

- ★ Twelve months access to materials March 2026. Make sure you archive all content.
- ★ Join the summer 2025 programme for booster and to share your oral history journey with summer 2025 group.
- ★ Stay in touch through our learning community: permission to circulate email addresses.
Oral History Made Easy newsletter – [subscribe](#).
- ★ Connect with [AMB on LinkedIn](#) @DrAMayeBanbury oralhistorymadeeasy@gmail.com
- ★ Anyone you know who might be interested in joining in 2025/26



