



ORAL HISTORY MADE EASY

WEEK 6: CELEBRATING YOUR SUCCESS and negotiating
the next steps of your oral history journey


Sunday 5th April 2024 14.00 hrs GMT



**WITH DR ANGELA MAYE-BANBURY BA MSC PHD SFHEA
ORAL HISTORIAN & EMERITUS FELLOW IN ORAL HISTORY**



Congrats



**ORAL
HISTORY
MADE
EASY**

Overview

- Anything AMB can help with following your student meeting. ✓
- Let the celebrations and recognition begin! ✓
- A personal message from AMB. ✓
- Course evaluation. ✓
- Brief recap of the themes we covered: what is more memorable for you. ✓
- Next steps: lifelong and experiential learning; sharing your oral history plans with each other. ✓

Adam Azzalino
ORAL HISTORIAN

Heather Barthell

ORAL HISTORIAN

Dr Christiana Best-Giacomini

ORAL HISTORIAN

Celine Lavelle

ORAL HISTORIAN

A yellow decorative border with a scalloped, rounded rectangular shape frames the text.

Majella Mark
ORAL HISTORIAN

Liam O' Sullivan

ORAL HISTORIAN

A personal
message
from AMB

YOU
Extraordinary
ARE



Your evaluation of Oral History Made Easy

Please now [complete the course evaluation.](#)

To ensure continuous improvement

Reflection & professional development.



**OUT OF ALL THE THEMES WE COVERED,
WHAT FOR YOU IS THE MOST MEMORABLE?**



6 STEPS TO SUCCESS



to become an oral historian



STEP
01

DECIDE

what sort of oral historian you want to be.



STEP
02

RESEARCH

definitions of oral history & their application



STEP
03

APPLY

an ethical approach in your practice always.



STEP
04

GET READY

for your first oral history interview.



STEP
05

ORGANISE

& curate your oral history collection.



STEP
06

NEGOTIATE

the next steps of your oral history journey.

Proprietary DRAGON FRAMEWORK



Completion of training needs analysis

1:1 Mentorship with AMB 30 mins x 2

Motivation hub meetings x 2

End point assessment (1,000 words)

Celebration event & award of certificate of participation

WEEK 1	DECIDING: Introductions and welcome; your hopes and fears; the power of stories, why we need to preserve oral histories; the power of the voice; oral history as a research method; our positionality and ‘habitus’; hopes and fears; experiential learning and reflective practice.
WEEK 2	RESEARCHING: Reflections on Linda Shopes’ paper: the Student Motivation Hubs; emergence of oral history and definitions; emergence of modern day oral history practice; memory as a process: the ‘unreliable’ witness; evoking our memories; the subjectivity of oral history.
WEEK 3	APPLYING: Ethics: beneficence and malfeasance; informed consent; assignment of copyright; the participant information sheet; gatekeeper protocol; interviewee summary sheet; consent to use images or other materials; risk assessment; interview dynamics; incentives or bribes; vulnerable participants; your health and wellbeing.
WEEK 4	GETTING READY: Golden rules for the oral history interview; preparing; on arrival; question types; the art of listening; after the interview; guidance on transcription; the assignment
WEEK 5	ORGANISING Transcription including verification, timecoding and cataloguing; reviewing for sensitivities: third party references, defamation and risk; sound editing software: Audacity; managing your archive and/or placing your recordings in a public archive
WEEK 6	NEXT STEPS Celebration of your achievements – and the next steps on your own oral history journey.

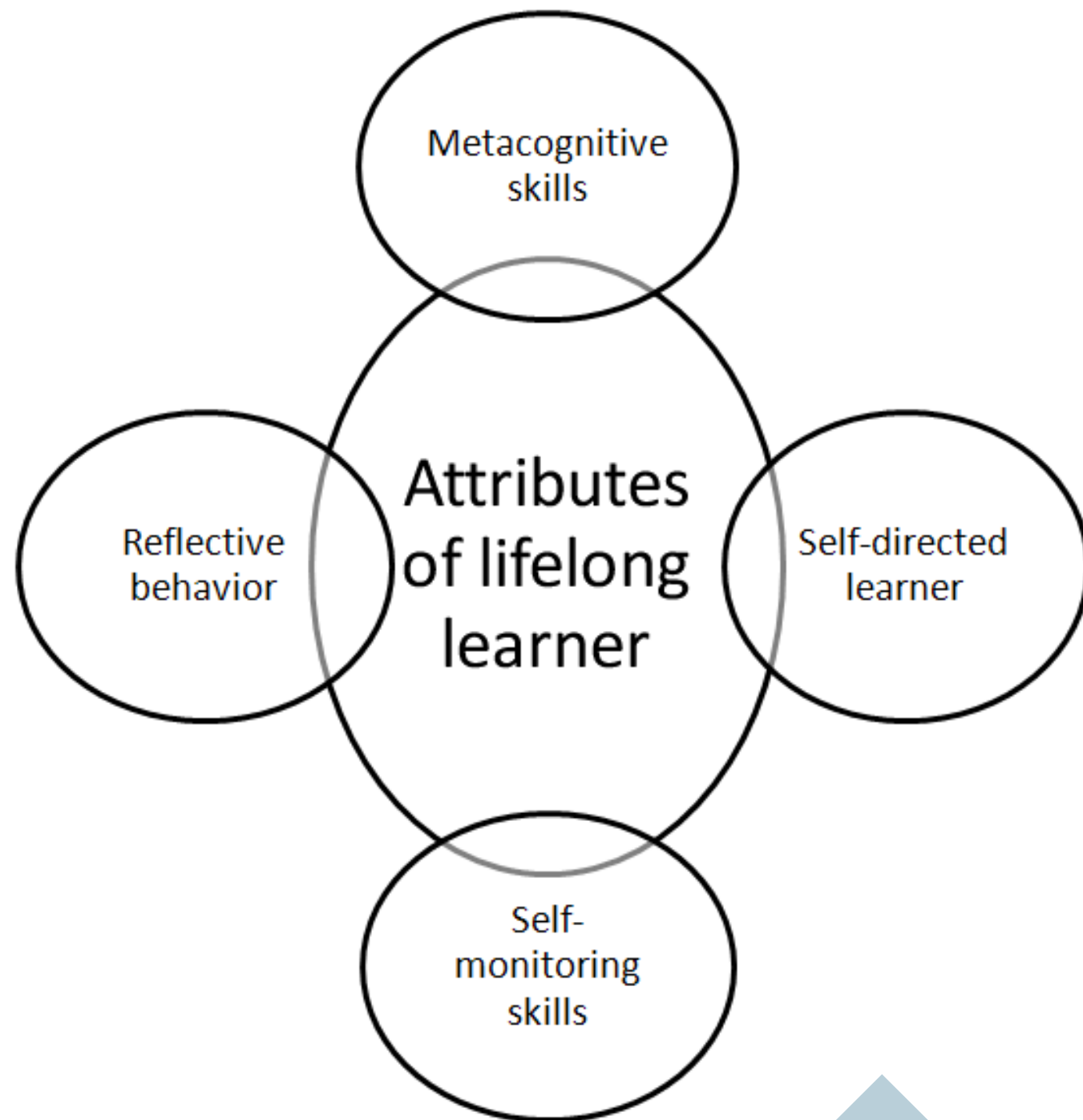


"I'M STILL
LEARNING"

-MICHELANGELO AT AGE 87

Lifelong learning

- Have professional development discussions with people who can support you: mentors (internal and external); line managers and others.
- Keep your own strategic development goals uppermost and work systematically towards achieving them.
- Celebrate successes: big and small wins.



Might critical reflection be your super power?



Challenge yourself with self - reflection



**Sharing your
future
development
plans**



ZOOM ROOMS



Accessing course materials and staying in touch

- ★ Twelve months access to materials March 2025. Make sure you archive all content.
- ★ Join the summer 2024 programme for booster and to share your oral history journey with summer 2024 group.
- ★ Stay in touch through our learning community: permission to circulate email addresses.
Oral History Made Easy newsletter – [subscribe](#).
- ★ Connect with [AMB on LinkedIn](#) @DrAMayeBanbury oralhistorymadeeasy@gmail.com
- ★ Anyone you know who might be interested in joining the summer intake: [webinars May](#)

Profiling your work







Quick Edit

ORAL HISTORY MADE EASY

Home Your Six Steps To Success Our training courses 2024 Meet Your Tutor Student Testimonials Student Portal 2024 FAQs More

Section: Team

Our Oral Historians Of Spring 2024

<p>AWAITING PHOTO</p>  <p>Adam Azzalino</p> <p>Short bio</p> <p>f t in</p>	<p>AWAITING PHOTO</p>  <p>Dr Christiana Best-Giacomini</p> <p>Short bio</p> <p>f t in</p>	<p>AWAITING PHOTO</p>  <p>Heather Barthell</p> <p>Short bio</p> <p>f t in</p>
<p>AWAITING PHOTO</p>  <p>Celine Lavelle</p>	<p>AWAITING PHOTO</p>  <p>Majella Mark</p>	<p>AWAITING PHOTO</p>  <p>Liam O' Sullivan</p>

What we covered

- Anything AMB can help with following your student meeting. ✓
- Let the celebrations and recognition begin! ✓
- A personal message from AMB. ✓
- Course evaluation. ✓
- Brief recap of the themes we covered: what is more memorable for you. ✓
- Next steps: lifelong and experiential learning; sharing your oral history plans with each other. ✓

